





# OPERATE MINING AND PROCESSING MACHINES SAFELY

When you operate any type of machine for mining or processing, **TAKE STEPS TO PROTECT YOURSELF AND OTHERS AROUND YOU.**  
Follow the steps to operate machines safely:

-  1. Each machine **MUST HAVE** a trained operator at all times.
-  2. **DO NOT** operate the machine while under the influence of drugs or alcohol.
-  3. **DO NOT** sleep while operating the machine.
-  4. **DO NOT** allow children or others to gather near the machine.
-  5. **ALWAYS** wear appropriate Personal Protective Equipment (PPE) including a hard hat, ear protection, goggles, boots, gloves, and a dust mask.
-  6. **DO NOT** touch the machine's moving parts.
-  7. **ALWAYS** stand in a safe space while operating the machine.
-  8. **DO NOT** drink water used for processing.
-  9. Spray water to reduce any dust.
-  10. **AVOID** splashing water on electrical cables and connections.

-  11. **DO NOT** burn fires near the machine.
-  12. **IMMEDIATELY** clean up any oil or dust spills.
-  13. **TURN OFF**, clean, and properly store the machine after use.
-  14. **FIX** broken equipment as soon as possible.

## MINE SITE OPERATORS MUST:

-  1. Ensure anyone operating machines is trained.
-  2. Develop and implement mining and processing protocols.
-  3. Maintain a mineral processing record.
-  4. Establish a weekly maintenance schedule for all equipment.
-  5. Ensure there is adequate lighting where machines are operated.
-  6. Install protective guards over all moving machine parts.
-  7. Provide a fire extinguisher.